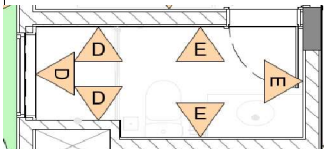

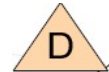
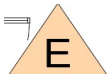
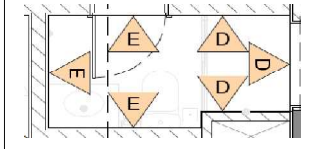


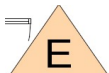
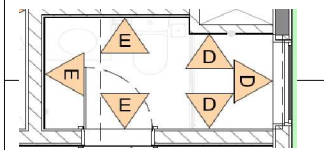

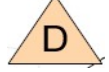

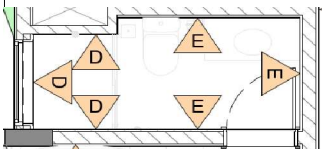

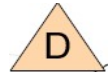

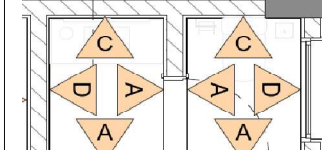



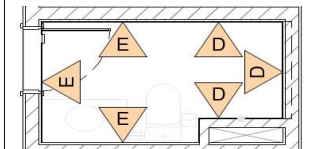



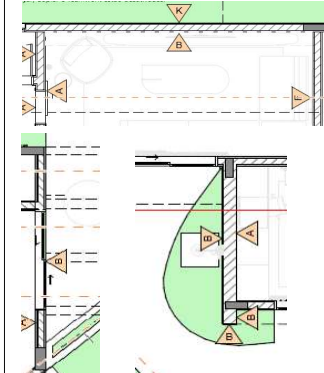

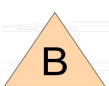
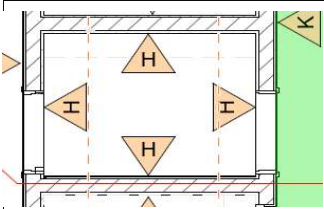

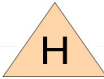
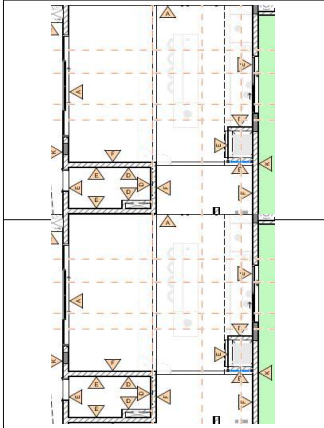

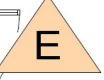
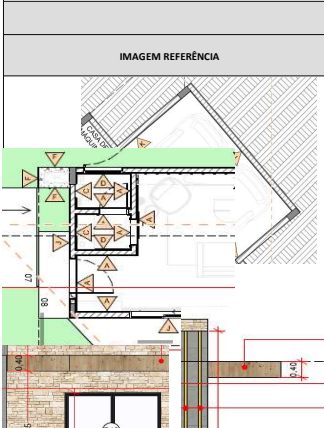

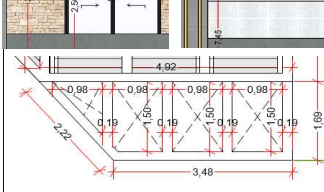

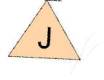




[illegible]

IMAGEM REFERÊNCIA	FOTO REFERENCIA	SIMBOLOGIA	NOME REFERÊNCIA	LOCAL	QUANT. (m²)	MARGEM DE 20% (m²)	REJUNTE	ARGAMASSA
			D: Porcelanato Amadeirado	BANHO MASTER	8,8	10,56	SIM	SIM
			E: Porcelanato Cimento Queimado Acetinado (90x90cm)		15,82	18,98	SIM	SIM
			D: Porcelanato Amadeirado	BANHO 01	8,80	10,56	SIM	SIM
			E: Porcelanato Cimento Queimado Acetinado (90x90cm)		13,18	15,82	SIM	SIM
			D: Porcelanato Amadeirado	BANHO 02	8,80	10,56	SIM	SIM
			E: Porcelanato Cimento Queimado Acetinado (90x90cm)		13,18	15,82	SIM	SIM
			D: Porcelanato Amadeirado	BANHO 03	8,80	10,56	SIM	SIM
			E: Porcelanato Cimento Queimado Acetinado (90x90cm)		15,82	18,98	SIM	SIM
			C: Porcelanato Cinza (90x90cm)	LAVABO	6,60	7,92	SIM	SIM
			D: Porcelanato Amadeirado		8,18	9,82	SIM	SIM
			D: Porcelanato Amadeirado	BANHO EXTERNO	9,80	11,76	SIM	SIM
			E: Porcelanato Cimento Queimado Acetinado (90x90cm)		14,35	17,22	SIM	SIM
ÁREA COMUM								
IMAGEM REFERÊNCIA	FOTO REFERENCIA	SIMBOLOGIA	NOME REFERÊNCIA	LOCAL	QUANT. (m²)	MARGEM DE 15% (m²)	REJUNTE	ARGAMASSA
			Revestimento em Pedra Natural (REFERENCIA 3D)	SALA DE ESTAR: 18,20m² FACHADA SACADA SALA DE JOGOS: 33,11m² FACHADA: 20,45m²	71,76	86,11	SIM	SIM

			REVESTIMENTO RETANGULAR BRANCO (7X24CM)	LAVANDERIA	18,24	20,06	SIM	SIM
			E: Porcelanato Cimento Queimado Acetinado (90x90cm)	RODABANCA	11,00	13,20	SIM	SIM
			Porcelanato PRETO (90x90CM)	CHURRASQUEIRA	8,92	10,70	SIM	SIM
AREA EXTERNA								
IMAGEM REFERÊNCIA	FOTO REFERENCIA	SIMBOLOGIA	NOME REFERÊNCIA	LOCAL	QUANT. (m²)	MARGEM DE 15% (m²)	REJUNTE	ARGAMASSA
			REVESTIMENTO AMADEIRADO FACHADA	GARAGEM: 13,08m² FACHADA ENTRADA: 38,57m² PERGOLADO: 13,80m² HALL ENTRADA INTERNO : 1,72m²	65,17	78,20	SIM	SIM
PAREDES – PAVIMENTO SUPERIOR								
RODAPÉ			RODAPÉ 15CM MESMO PORCELANATO DO PISO GERAL OBS: (UM PORCELANATO COM RODAPÉ PRONTO)	CASA INTEIRA	127,12	146,19	SIM	SIM